

## Cost-Benefit Analysis for Trelina Solar Project

Prepared by Seneca County IDA using InformAnalytics

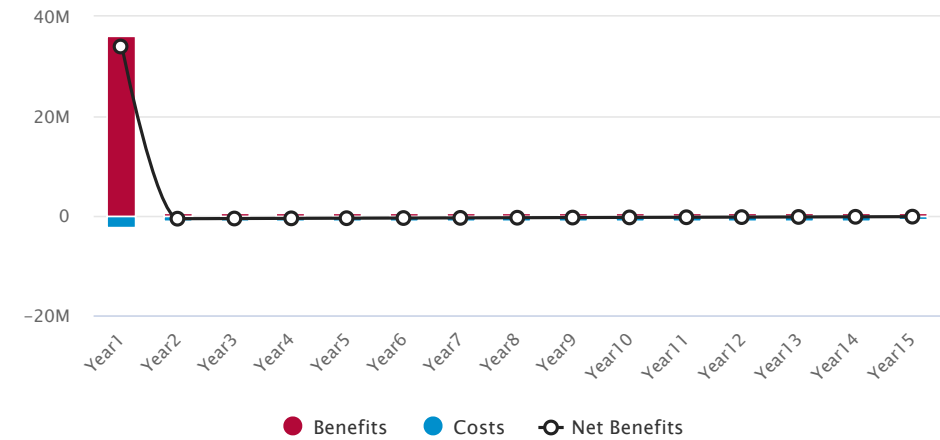
# Executive Summary

INVESTOR	TOTAL JOBS	TOTAL INVESTED	LOCATION	TIMELINE
Trelina Solar Energy Center, LLC	2 Ongoing; 568 Temporary	\$128.2 Million		15 Years

F1 FIGURE 1

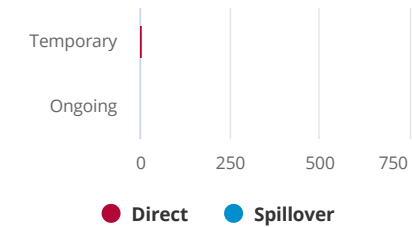
Discounted\* Net Benefits for Trelina Solar Project by Year

Total Net Benefits: \$28,624,000



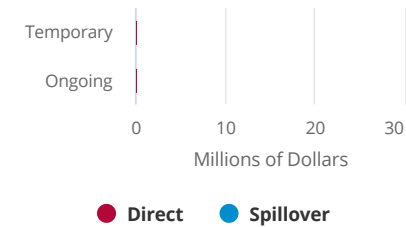
F2 FIGURE 2

Total Jobs



F3 FIGURE 3

Total Payroll



# Proposed Investment

Trelina Solar Energy Center, LLC proposes to invest \$128.2 million at over 15 years. Seneca County IDA staff summarize the proposed with the following: The construction, ownership and operation of a 80 MW solar photovoltaic energy production facility. Project facilities will include commercial-scale solar arrays, access roads, collection lines, substation and interconnection facility.

T1 TABLE 1

Proposed Investments

Description	Amount
CONSTRUCTION SPENDING	
80 MW Solar Field	\$57,700,000
OTHER SPENDING	
Equipment	\$59,200,000
Engineering/Architecture Services	\$1,300,000
Other	\$10,000,000
Total Investments	\$128,200,000
Discounted Total (2%)	\$128,200,000

May not sum to total due to rounding.

F4 FIGURE 4

Location of Investment

# Cost-Benefit Analysis

A cost-benefit analysis of this proposed investment was conducted using InformAnalytics, an economic impact model developed by CGR. The report estimates the impact that a potential project will have on the local economy based on information provided by Seneca County IDA. The report calculates the costs and benefits for specified local taxing districts over the first 15 years, with future returns discounted at a 2% rate.

T2 TABLE 2

## Estimated Costs or Incentives

Seneca County IDA is considering the following incentive package for Trelina Solar Energy Center, LLC.

Description	Nominal Value	Discounted Value*
Property Tax Exemption	\$16,192,000	\$14,188,000
Sales Tax Exemption	\$1,100,000	\$1,100,000
Total Costs	\$17,292,000	\$15,288,000

May not sum to total due to rounding.

\* Discounted at 2%

T3 TABLE 3

**State & Regional Impact (Life of Project)**

The following table estimates the total benefits from the project over its lifetime.

Description	Direct	Spillover	Total
<b>REGIONAL BENEFITS</b>	<b>\$32,041,000</b>	<b>\$7,526,000</b>	<b>\$39,567,000</b>
To Private Individuals	\$22,629,000	\$7,421,000	\$30,050,000
Temporary Payroll	\$21,279,000	\$6,732,000	\$28,011,000
Ongoing Payroll	\$1,350,000	\$689,000	\$2,039,000
To the Public	\$9,412,000	\$105,000	\$9,517,000
Property Tax Revenue	\$6,272,000	N/A	\$6,272,000
Temporary Sales Tax Revenue	\$300,000	\$95,000	\$395,000
Ongoing Sales Tax Revenue	\$19,000	\$10,000	\$29,000
Purchases Sales Tax Revenue	\$2,820,000	N/A	\$2,820,000
<b>STATE BENEFITS</b>	<b>\$4,163,000</b>	<b>\$460,000</b>	<b>\$4,623,000</b>
To the Public	\$4,163,000	\$460,000	\$4,623,000
Temporary Income Tax Revenue	\$953,000	\$323,000	\$1,276,000
Ongoing Income Tax Revenue	\$70,000	\$32,000	\$103,000
Temporary Sales Tax Revenue	\$300,000	\$95,000	\$395,000
Ongoing Sales Tax Revenue	\$19,000	\$10,000	\$29,000
Purchases Sales Tax Revenue	\$2,820,000	N/A	\$2,820,000
<b>Total Benefits to State &amp; Region</b>	<b>\$36,204,000</b>	<b>\$7,986,000</b>	<b>\$44,190,000</b>
Discounted Total Benefits (2%)	\$36,020,000	\$7,892,000	\$43,912,000

May not sum to total due to rounding.

T4 TABLE 4

Benefit to Cost Ratio

The following benefit to cost ratios were calculated using the discounted totals.

Description	Benefit*	Cost*	Ratio
Region	\$39,306,000	\$14,738,000	3:1
State	\$4,606,000	\$550,000	8:1
Grand Total	\$43,912,000	\$15,288,000	3:1

May not sum to total due to rounding.  
\* Discounted at 2%

CGR has exercised reasonable professional care and diligence in the production and design of the InformAnalytics™ tool. However, the data used is provided by users. InformAnalytics does not independently verify, validate or audit the data supplied by users. CGR makes no representations or warranties with respect to the accuracy of the data supplied by users.